
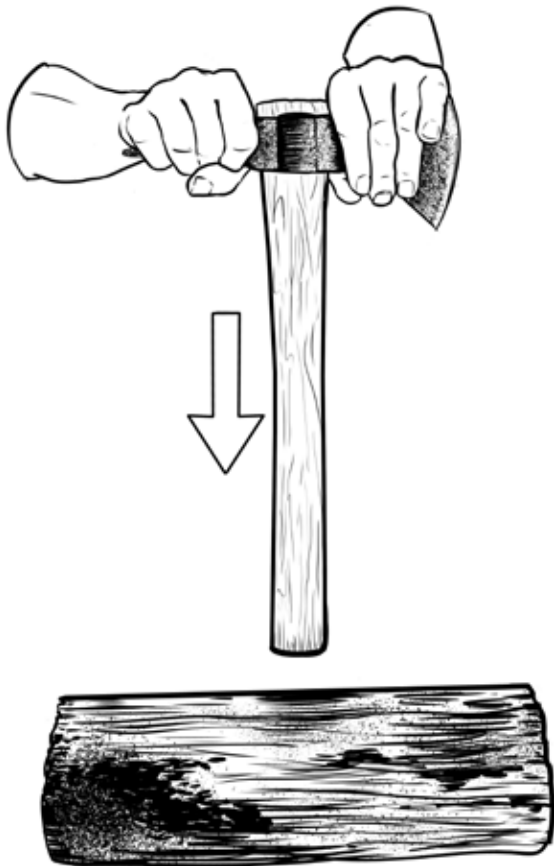


Axe Seating & Removal Methods

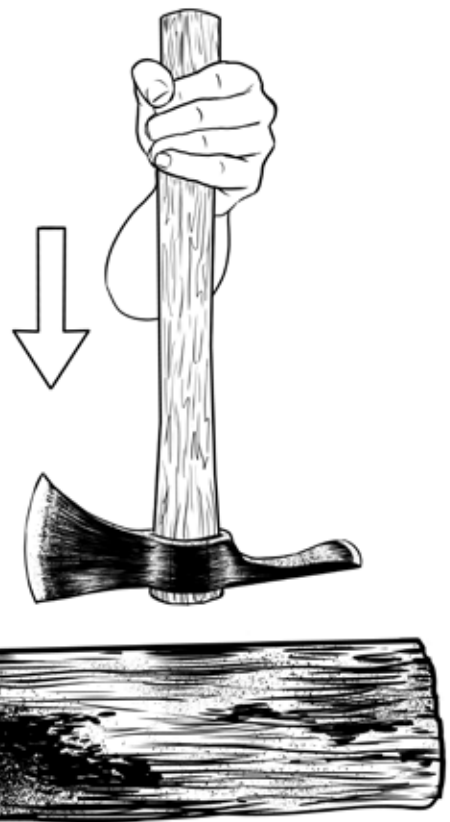
Notch in the handle points to the digging end.




Note: TripleThreat head as pictured is NOT fully seated.



Removal method #1: Hold both sides of the head. With firm downward motions strike the handle end on something hard.



Seating method: Align the handle notch with the digging end of the head. Hold the handle firmly and strike downward onto something hard at least once.



Removal method #2: Place the end of the handle on something hard. Hold one side of the head and strike the other side with a wooden baton. Alternate sides as needed.